

FINGER-PRINT FORM

(This form must be completed in BLOCK LETTERS)

61/04

Name of person being finger-printed ZORODZA JOY TANAKA MARUKE
 Alias _____ Sex F Race AFRICAN
 Registered number 63-14155331-22 Office of issue HARARE Date of issue 16/01/2018
 Reason for search HEMP LICENSE RESEARCH

Office of origin of prints

WHERE FINGER-PRINTS ARE NOT SHOWN BELOW INDICATE IN APPROPRIATE SPACE, WHETHER "MISSING" "INJURED", ETC WITH DATE OF AMPUTATION OF INJURY

See reverse of form for address to which finger prints are to be sent and notes on finger printing.

Full address of office to which this form is to be returned	for use by Criminal Investigation Bureau				
	C.I.D. H.Q. Ref _____				
	Bureau Docket Number _____				
	Bureau Number _____				
				5410	8
				17411	12



Right thumb	Right forefinger	Right middle finger	Right ring finger	Right little finger
				

LEFT HAND

Left thumb	Left forefinger	Left middle finger	Left ring finger	Left little finger
				

LEFT HAND

RIGHT HAND

Impressions of all LEFT fingers taken simultaneously	Impressions of all RIGHT fingers taken simultaneously
	

Finger-prints taken by 030913 JS



Date _____

For C.C.B. use only

Classified by JS

Checked by [Signature]

Searched by [Signature]

Impress simultaneously	
LEFT THUMB	RIGHT THUMB
	

CENTRAL CRIMINAL BUREAU
 CID HEADQUARTER
 NO CRIMINAL RECORD TRACED

ZIMBABWE REPUBLIC
 CRIMINAL INVESTIGATION
 DEPARTMENT
 CCB
 10/4 JUN 2018
 P.O. BOX CY 683
 CAUSEWAY, HARARE

NIC 631415533F22 District MASVINGO

Additional documents of identity _____

District of origin FARM SI CHISHAWASHA (MASVINGO) Country of origin ZIMBABWE

Date and place of birth HARARE 13/04/1990 Height _____
visible identifying marks of deformities _____

Passport No. and country of origin _____ Date of issue _____

Signature of person whose prints are on the front of this form _____

Remarks

ADDRESS OF FINGER-PRINT BUREAUX:

(1) Officer Commanding,
C.C.B
C.I.D. Headquarters
P.O. Box 8125, Causeway
Harare

(2) The Register
A.I.F.B.
P.O. Box 1399
Bulawayo

A BLURRED FINGER-PRINT HAS NO VALUE. ALL PRINTS MUST BE AS CLEAR AS POSSIBLE

- (a) ALWAYS enter particulars of person on finger-printer form IMMEDIATELY AFTER taking his/her finger-prints. Do not take other prints until you have done so.
- (b) ALWAYS use the correct ink supplied. DO NOT use ordinary ink on an inking pad for rubber stamps.
- (c) Fingers must be clean and dry, if necessary person having prints taken must wash hands.
- (d) If finger are badly worn, make smooth by using pumice stone, remove oil or tar with benzene.
- (e) Use clean pad with no dust or old ink on it. Put ink on evenly – no lumps or blobs. Do not use too much ink (this is a common fault).
- (f) ALL impressions must be in correct sequence to head of space where print is made, taken right down to the first joint of the finger.
- (g) ALL impressions are to be taken by ROLLING the fingers or thumbs, thus: the person having the print taken must let his/her fingers go limp. Take each finger, with nail towards you, and roll on the paper so that the nail finishes away from him/her. CHECK prints to see that they are not smeared.
- (h) Check the separate prints of each finger with the prints of all four fingers taken together and so make sure that you have taken the separate prints the correct order.