

38/29

FINGER-PRINT FORM

(This form must be completed in BLOCK LETTERS)

Name of person being finger-printed CHEKERA RESILIENCE TINOTENDAAlias N/A Sex MALE Race AFRICANRegistered number 63-1226181N18 Office of issue HARARE Date of issue 12-03-2014Reason for search VETTING

Office of origin of prints

Full address of office to which this form is to be returned.

For use by Criminal Investigation Bureau

C.I.D H.Q Ref

Bureau Docket Number

Bureau Number

WHERE FINGER-PRINTS ARE NOT SHOWN BELOW INDICATE IN APPROPRIATE SPACE, WHETHER-"MISSING", "INJURED" ETC WITH DATE OF AMPUTATION OR INJURY

See reverse of form for address to which finger prints are to be sent and for notes on finger printing

MEMBER-IN-CHARGE CRIME

ZIMBABWE REPUBLIC POLICE






BUDIRIRO

29 MAY 2025






P. O. BOX 6711 SOUTHERTON

TEL: 0242 - 690007

RIGHT HAND



Right thumb	Right forefinger	Right middle finger	Right ring finger	Right little finger
				

LEFT HAND

Left thumb	Left forefinger	Left middle finger	Left ring finger	Left little finger
				

LEFT HAND

RIGHT HAND

Impressions of all LEFT fingers taken simultaneously	Impressions of all RIGHT fingers taken simultaneously
	

Finger-prints taken by 0797033 CSI PAXISIM

For C.C.B. Use only

Classified by Mukumbi + DAIChecked by [Signature]Searched by [Signature]

Impress simultaneously

LEFT THUMB

RIGHT THUMB

ZIMBABWE REPUBLIC POLICE
CRIMINAL INVESTIGATION
DEPARTMENT
CCB

29 MAY 2025

P.O. BOX CY 683
CAUSEWAY, HARARE

CENTRAL CRIMINAL BUREAU
CID HEAD QUARTER
NO CRIMINAL RECORD TRACED

FINGER-PRINT FORM

(This form must be completed in BLOCK LETTERS)

Name of person being finger-printed CHEKERA RESILIENCE TINOTENDA
 Alias N/A Sex MALE Race AFRICAN
 Registered number 63-1226181 N 18 Office of issue HARARE Date of issue 12-03-2014
 Reason for search NETTING

Office of origin of prints

Full address of office to which this form is to be returned.

For use by Criminal Investigation Bureau

C.I.D H.Q Ref

Bureau Docket Number

Bureau Number

WHERE FINGER-PRINTS ARE NOT SHOWN BELOW INDICATE IN APPROPRIATE SPACE, WHETHER-"MISSING", "INJURED" ETC WITH DATE OF AMPUTATION OR INJURY
 See reverse of form for address to which finger prints are to be sent and for notes on finger printing






ZIMBABWE REPUBLIC POLICE

28 MAY 2025

P.O. BOX ST 11 SOUTHERTON

TEL: 0242 - 690007

RIGHT HAND

Right thumb	Right forefinger	Right middle finger	Right ring finger	Right little finger
				

LEFT HAND

Left thumb	Left forefinger	Left middle finger	Left ring finger	Left little finger
				

LEFT HAND

RIGHT HAND

Impressions of all LEFT fingers taken simultaneously	Impressions of all RIGHT fingers taken simultaneously
	

Finger-prints taken by 0777033 CSI PERUSAT

For C.C.B. Use only

Classified by Mukumbwa A Dora

Checked by

Searched by

Impress simultaneously

LEFT THUMB

RIGHT THUMB

ZIMBABWE REPUBLIC POLICE

CRIMINAL INVESTIGATION

DEPARTMENT

CCB

29 MAY 2025

P.O. BOX CY 683
 CAUSEWAY, HARARE

CENTRAL CRIMINAL BUREAU
 CID HEAD QUARTER
 NO CRIMINAL RECORD TRACED

N.I.C. Number 63-1226181 N 18

District ZVISHAYANE

Additional documents of identity A

District of origin ZVISHAYANE

Country of origin ZIMBABWE

Date and place of birth 29-07-1983

Height 1,62

Visible Identifying marks of deformities M

Passport No. and country of origin A

Date of issue

Signature of person whose prints are on the front of this form R

Remarks

ADDRESSES OF FINGER-PRINT BUREAUX:

(1) Officer Commanding

C.C.B

C.I.D. Headquarters

P.O. Box 8125, Causeway

Harare

(2) The Registrar

A.I.F.B

P.O. Box 1399

Bulawayo

Notes on how to take clear finger prints

A BLURRED FINGER PRINT HAS NO VALUE ALL PRINTS MUST BE AS CLEAR AS POSSIBLE

- (a) ALWAYS enter particulars of person on finger print form IMMEDIATELY AFTER taking his/her finger prints. Do not take other prints until you have done so.
- (b) ALWAYS use the correct ink supplied. DO NOT use ordinary ink on an ink pad or rubber stamps.
- (c) Fingers must be clean and dry, if necessary person having prints-taken must wash hands.
- (d) If fingers are badly worn, make smooth by using pumice stone, remove oil or tar with benzene.
- (e) Use clean pad with no dust or old ink on it. Put ink on evenly- no lumps or blots. Do not use too much ink (this is a common fault).
- (f) ALL impressions must be in correct sequence to head of space where print is made, taken right down to the first join of the finger.
- (g) All impression are to be taken by ROLLING the fingers or thumbs, thus: the person having the print taken let his/her fingers go limp Take each finger, with nail towards you, and roll on the paper so that the nail finishes away from him/her, CHECK prints to see that they are not smeared.
- (h) Check the separate prints of each finger with the prints of all four fingers taken together and so make sure that you have taken the separate prints in the correct order.