

FINGER-PRINT FORM

(This form must be completed in BLOCK)

111/8

Name of person being finger-printed GARIKATI O'BRIEN MUGOVA

Alias NK Sex MALE Race BLACK

Registered number 08-2079642 B26 Office of issue BULAWAYO Date of issue 24/11/2004

Reason for search EXPORT FARMING

Office of origin of prints
ZIMBABWE

Full address of office to which this form is to be returned

For use by Criminal Investigation Bureau

C.I.D.H.Q Ref

Bureau Docket Number


Bureau Number

WHERE FINGER-PRINTS ARE NOT SHOWN BELOW INDICATE IN APPROPRIATE SPACE, WHETHER, " MISSING "

See reverse of form for address to






23	•	1			15
18	R	O			18

RIGHT HAND

Right thumb	Right forefinger	Right middle finger	Right ring finger	Right little finger
				

--Fold

LEFT HAND

Left thumb	Left forefinger	Left middle finger	Left ring finger	Left little finger
				

--Fold

LEFT HAND

Impressions of all LEFT fingers taken simultaneously

RIGHT HAND

Impressions of all RIGHT fingers taken simultaneously

--Fold

Finger prints taken by 993528W CST NARE

For C. C. B Use only

Classified by DS Ngueng

Checked by [Signature]

Searched by [Signature]

CENTRAL CRIMINAL BUREAU
CID HEADQUARTER
NO CRIMINAL RECORD TRACED

Impress simultaneously
LEFT THUMB RIGHT THUMB




Date 3-12-2004

ZIMBABWE POLICE
CRIMINAL INVESTIGATION
DEPARTMENT
CCB

08 JAN 2005

P.O. BOX CY 683
CAUSEWAY, HARARE

N.I.C Number 08-2079642826 District Bulawayo
Additional documents of identity PASSPORT EN465685
District of origin Bulawayo Country of origin Zimbabwe
Date and place of birth 16/10/88 Bulawayo Height 1.60m
Visible identifying marks of deformities _____
Passport No. And country of origin EN465685 Zimbabwe Date of issue 22/03/2015
Signature of person whose prints 

Remarks

ADDRESSES OF FINGER-PRINT BUREAUX:

(1) Officer Commanding
C.C.B
C.I.D. Headquarters
P.O Box 8125, Causeway
Harare

(2) The Registrar
A.I.F.B
P.O Box 1399
Bulawayo

Notes on how to take finger prints

A BLURRED FINGER PRINT HAS NO VALUE. ALL PRINTS MUST BE CLEAR AS POSSIBLE

- ALWAYS enter particulars of finger print form IMMEDIATELY AFTER taking his/her finger prints. Do not take prints until you have done so.
- ALWAYS use the correct ink supplied. DO NOT use ordinary ink pad for rubber stamps
- Fingerprints must be clean and dry, if necessary person having prints taken must wash hands.
- If fingers are badly worn, make smooth by using pumice stone, remove oil or with benzene.
- Use clean pad with no dust or old ink. Put ink on evenly – no lumps or blobs. Do not use too much ink (this is common fault).
- ALL impression must be in correct sequence to head of space where print is made, taken right down to the first join of the finger.
- All impression are to be taken by ROLLING the fingers or thumbs, thus, the person having print taken let his/her fingers go limp. Take each finger, with nail towards you, and roll on the paper so that the nail finishes away from him/her. CHECK prints to see that are not smeared.
- Check the separate prints of each finger with the prints of all four fingers together and so make sure you have separate prints in the correct order