

# FINGER-PRINT FORM

(This form must be completed in BLOCK)

112/8

Name of person being finger-printed TSIGA RUMBIDZAI JESTINAH

Alias NIL

Sex FEMALE

Race ZIMBABWEAN

Registered number 63-2296920 K18

Office of issue MT DARWIN

Date of issue 31-05-2010

Reason for search VERTING

Office of origin of prints

Full address of office to which this form is to be returned

For use by Criminal Investigation Bureau

C.I.D.H.Q Ref

Bureau Docket Number

Bureau Number






ZRP ZVISHAVANE

WHERE FINGER-PRINTS ARE NOT SHOWN BELOW INDICATE IN APPROPRIATE SPACE, WHETHER, " MISSING "






See reverse of form for address to

1	4	F	10		11
1	4				9

## RIGHT HAND

Right thumb	Right forefinger	Right middle finger	Right ring finger	Right little finger
				
--Fold	7	7	8	

## LEFT HAND


Left thumb	Left forefinger	Left middle finger	Left ring finger	Left little finger
				
--Fold	5	6	9	

## LEFT HAND

Impressions of all LEFT fingers taken simultaneously

## RIGHT HAND

Impressions of all RIGHT fingers taken simultaneously



Finger prints taken by 993528W CTS NARE

For C. C. B Use only

Classified by [Signature]

Checked by [Signature]

Searched by [Signature]

Impress simultaneously

LEFT THUMB

RIGHT THUMB



Date 31-05-2010

ZIMBABWE REPUBLIC POLICE  
CRIMINAL INVESTIGATION  
DEPARTMENT  
CCB

08 JAN 2024

P.O. BOX CY 683  
CAUSEWAY, HARARE

CENTRAL CRIMINAL BUREAU  
CID HEADQUARTER  
NO CRIMINAL RECORD TRACED

N.I.C Number 63-2296 920K 18 District Murehwa

Additional documents of identity PASSPORT

District of origin HARARE Country of origin ZIMBABWE

Date and place of birth HARARE 01-02-1994 Height 156 cm

Visible identifying marks of deformities NIA

Passport No. And country of origin AE 603 491 ZIMBABWE Date of issue 24-05-2023

Signature of person whose prints RSYU

Remarks

**ADDRESSES OF FINGER-PRINT BUREAUX:**

**(1) Officer Commanding**

C.C.B

C.I.D. Headquarters

P.O Box 8125, Causeway

Harare

**(2) The Registrar**

A.I.F.B

P.O Box 1399

Bulawayo

**Notes on how to take finger prints**

**A BLURRED FINGER PRINT HAS NO VALUE. ALL PRINTS MUST BE CLEAR AS POSSIBLE**

- a) ALWAYS enter particulars of finger print form IMMEDIATELY AFTER taking his/her finger prints. Do not take prints until you have done so.
- b) ALWAYS use the correct ink supplied. DO NOT use ordinary ink pad for rubber stamps
- c) Fingerprints must be clean and dry, if necessary person having prints taken must wash hands.
- d) If fingers are badly worn, make smooth by using pumice stone, remove oil or with benzene.
- e) Use clean pad with no dust or old ink. Put ink on evenly – no lumps or blops. Do not use too much ink (this is common fault).
- f) ALL impression must be in correct sequence to head of space where print is made, taken right down to the first join of the finger.
- g) All impression are to be taken by ROLLING the fingers or thumbs, thus, the person having print taken let his/her fingers go limp. Take each finger, with nail towards you, and roll on the paper so that the nail finishes away from him/her. CHECK prints to see that are not smeared.
- h) Check the separate prints of each finger with the prints of all four fingers together and so make sure you have separate prints in the correct order